

AR.TRIBEESHIA JOSELET

P O R T F O L I O

AR.TRIBEESHIA JOSELET

CONTENTS



01
FREELANCE PROJECTS

02
Works from MAADCONCEPTS

03
Provincial House

04
Retirement Home

05
Online Exam Centre

01. FREELANCE PROJECTS. EXTERIOR & INTERIOR

.....

Projects owned by: Ar.Tribeeshia Joselet

Year: February 2020 - Present

.....

Responsibilities: Design development, Approval drawings, Exterior & Interior 3D, Construction details, Coordinate with client, authorities, site engineers & consultants, Material selection, Completion drawings.

Softwares: Autocad, Photoshop, Sketchup, Lumion.



RESIDENCE

.....

Project owned by: Ar.Tribeeshia Joselet

Client: A T Emmanuel

Year: October 2018 - December 2020

Location: Kidangoor, Kottayam

Area: 274 SQ.M

Status: Completed

.....

Responsibilities: Design development, Approval drawings, Exterior 3D, Construction details, Coordinate with client and authorities, Material selection, Completion drawings.





SITE PLAN



SITE ANALYSIS

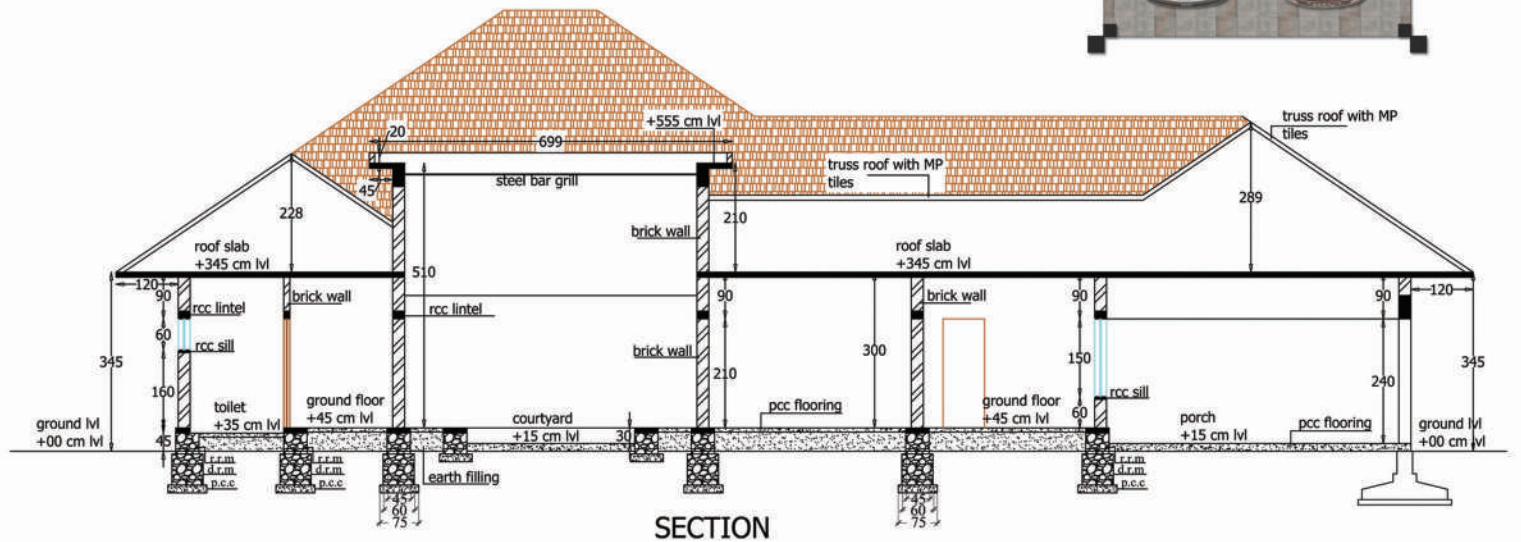


CONCEPT DEVELOPMENT

The whole idea was to provide privacy from the adjoining street and neighbourhood and to create an eminent horizontal facade to make the house look bigger. The public, semi-public and private spaces were arranged wisely without hindering the connection between the residence and the nature, which was achieved through a courtyard which can be used also as the prayer space.

To reduce the noise from the street a large landscape area was provided. The bedrooms were located along the south side to enhance the usage of family spaces at the centre part whole day long. The plantation space behind the residence is preserved.

The public spaces such as the verandah, family living, courtyard and guest room were arranged at the front to achieve the wide facade. Semi-public spaces like courtyard and dining were then arranged behind. The bedrooms, kitchen and work areas covers the semi-public spaces from the south and west and north sides.



SECTION

02. WORKS FROM MAADCONCEPTS

.....
Project owned by: Manaf kareem, Maadconcepts, Kochi.
Year: July 2019 - January 2020

.....
Job position: Architect
Responsibilities: Design development, Approval drawings, Exterior & Interior 3D.
Softwares: Autocad, Sketchup, Lumion.



03. PROVINCIAL HOUSE

.....

Project owned by: Ar.Shobak Thomas, Impressions, Kottayam.

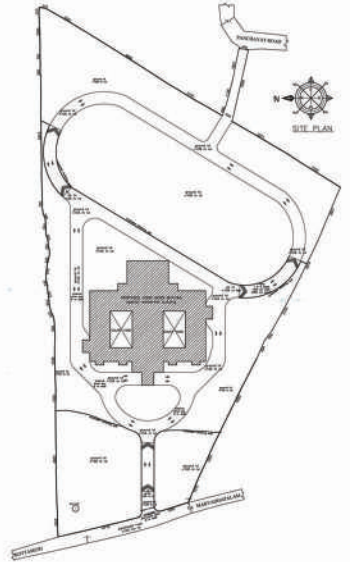
Client: Fr.Saji Sebastian, ST.Paul Province of Heralds of Good News Trust.


Year: February 2019 - December 2020

Location: Koratty, Thrissur

Area: 4500 SQ.M

Status: Completed



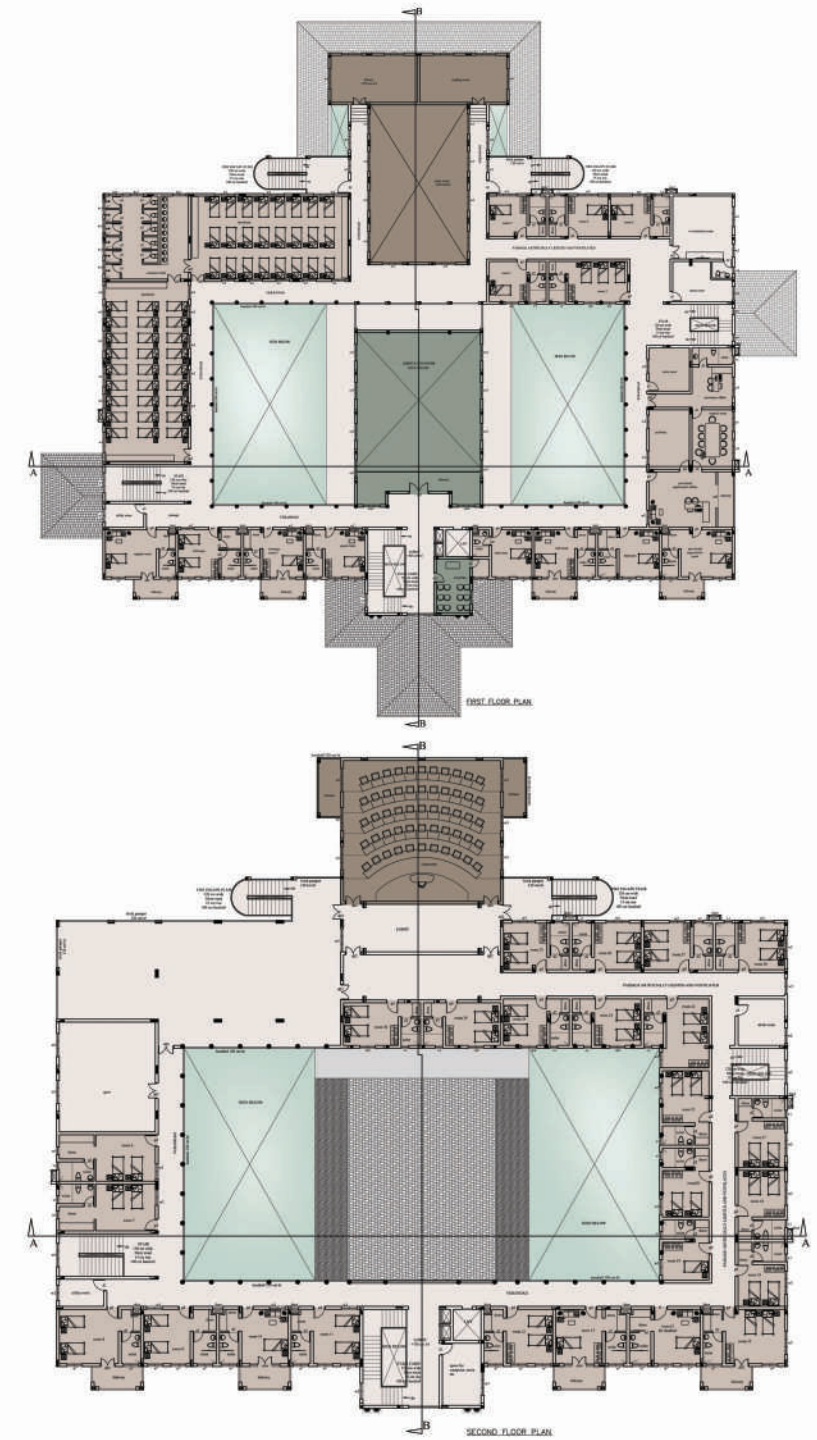


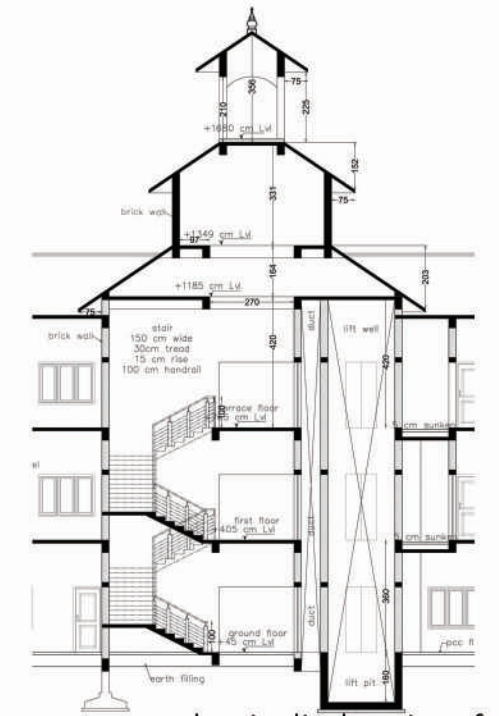
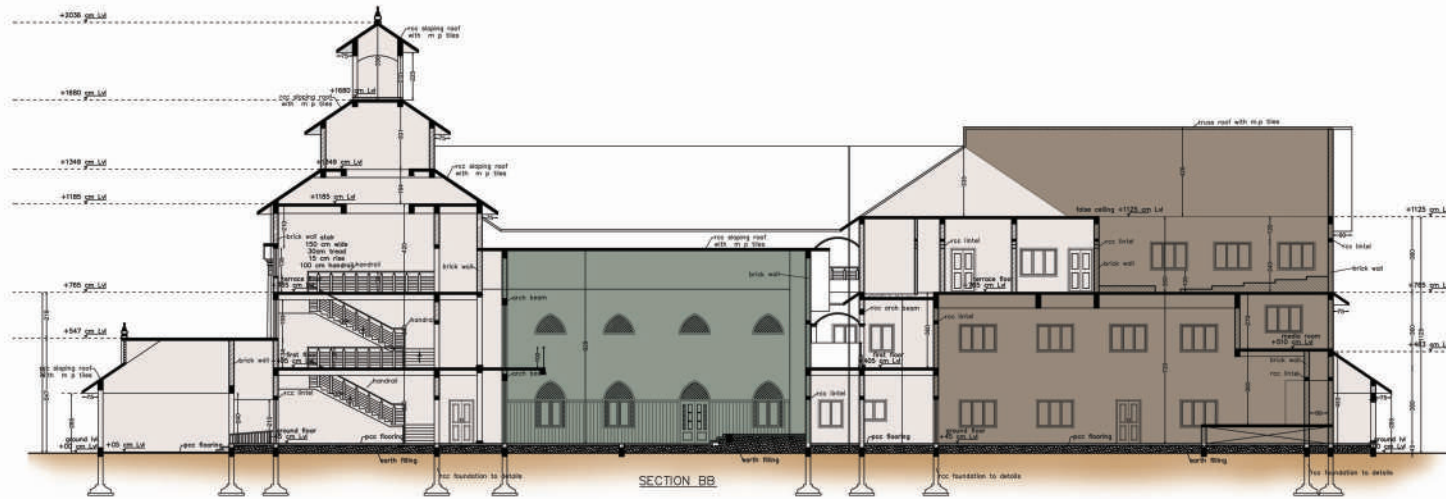
This building was built with main objective for Priests to live and the school for the growing Priests. This mainly consisted of the office cum rooms for the priests, classes and accomodation for the seminarians, auditorium for hosting multifunctions, the must chapel at the centre, and the rooms allotted for guests.

The ground floor consists of the chapel as the main element which is the first view from the entrance, guest rooms and waiting areas, kitchen , pantry and dining spaces, a large auditorium for multifunctions, and many office cum bedrooms for the priests arranged around two courtyards which lit up the whole building and provides connectivity between floors and spaces.

The first floor is mainly for the bedrooms, conference room, dormitories for seminarians. The chapel and auditorium were double heighted for the high scale feature.

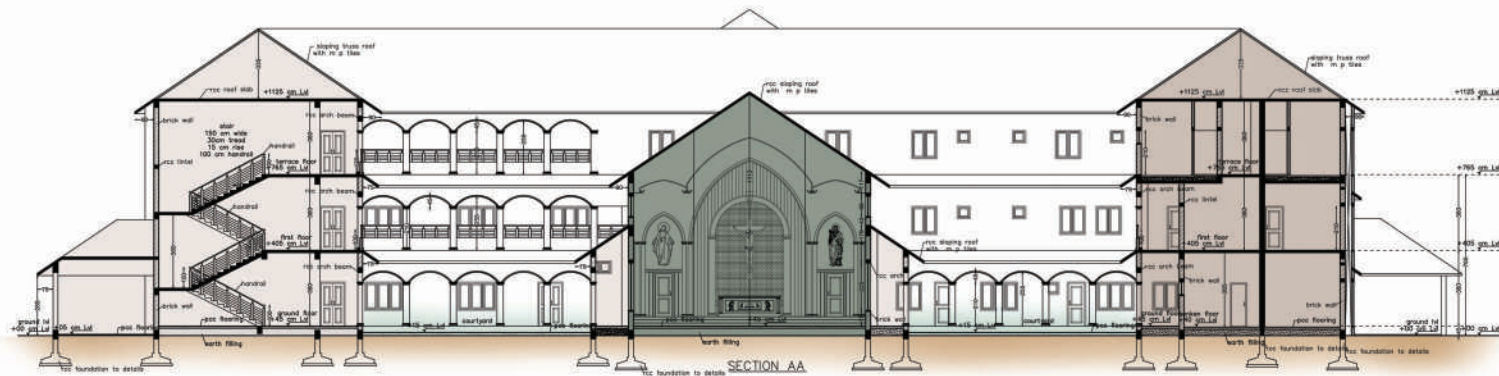
The second floor consists of a classroom, terrace, gym and bedrooms. All rooms are connected with verandahs, where most of them opens to the courtyard. All bedrooms are provided with balconies connecting the outdoors which forms a basic part for the elevation.






longitudinal section of the tower

The various heightened spaces above the main entry consisting of stair and lift forms the highlighted part of the facade, which is textured with stone tiles and it helps in the air circulation inside the stair areas. The traditional kerala slope roof with brown tiles and mughappu clearly goes along with the white walls of the aesthetically and functionally built provincial house. Each windows were also designed to provide privacy along with the flow of air and light. Louvers were added to the windows which allows to achieve both the functions.



- Courtyard
- Chapel/Meditation room
- Auditorium/Class room
- Common spaces
- Private spaces
- Kitchen & utilities



Alter Interior

04. RETIREMENT HOME

.....

Project owned by: Ar.Shobak Thomas, Impressions, Kottayam.

Client: Fr. Mathew K John, Geevarghese Mar Ivaniose Retirement Home.

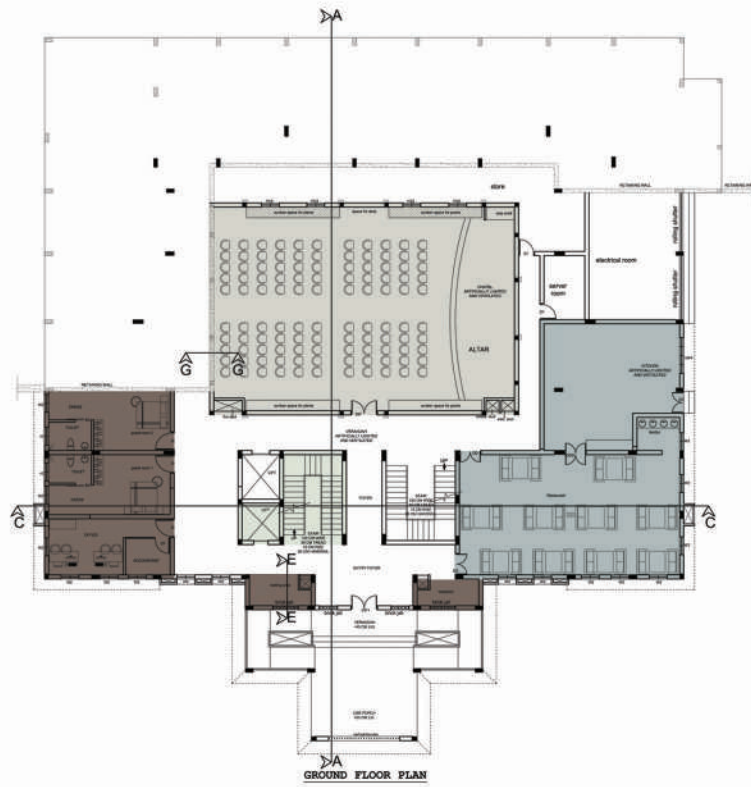
Year: May 2018

Location: Pambady, Kottayam

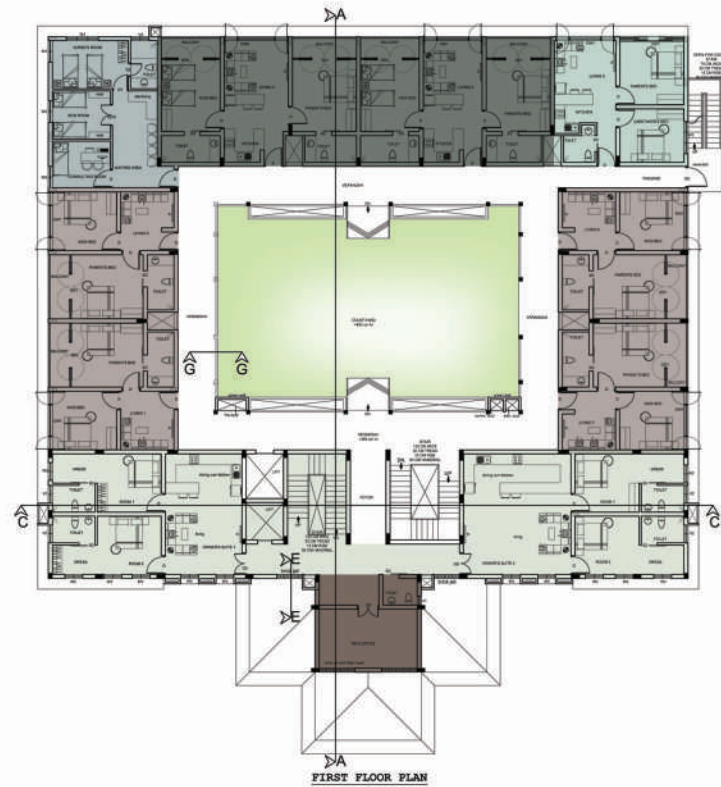
Area: 3000 SQ.M

Status: Ongoing





GROUND FLOOR PLAN



FIRST FLOOR PLAN



SECOND FLOOR PLAN



THIRD FLOOR PLAN

This home was basically the contribution of a family who has a disabled daughter. They wanted to comprise a small section for some disabled children like her with whom she can mingle along and also for their caretakers. The other section was designed for retired people and their necessities. A clear distinction is made in design for both the inhabitants. The rooms for the retired were arranged around a courtyard with different modules designed for different necessities. While the re-

While the requirements for disabled children goes along the front facade of the building. All rooms are open to the outside as well as to the inner courtyard. Other provisions such as entertainment room, saloon, doctors room, restaurant etc are arranged each on every floor for the well being of the retired people. The entertainment amenities, restaurant etc is also provided for the differently abled children along the front portion itself.

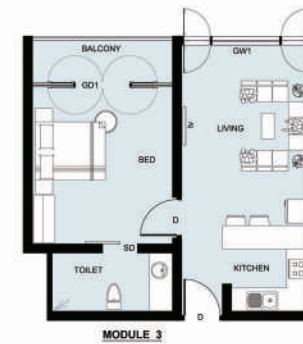
- module 1
- module 2
- module 3
- module 4
- utilities for retired
- provision for disabled
- chapel
- courtyard
- administration



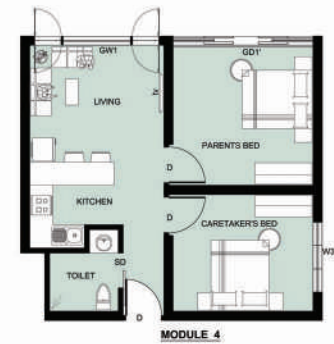
MODULE 1



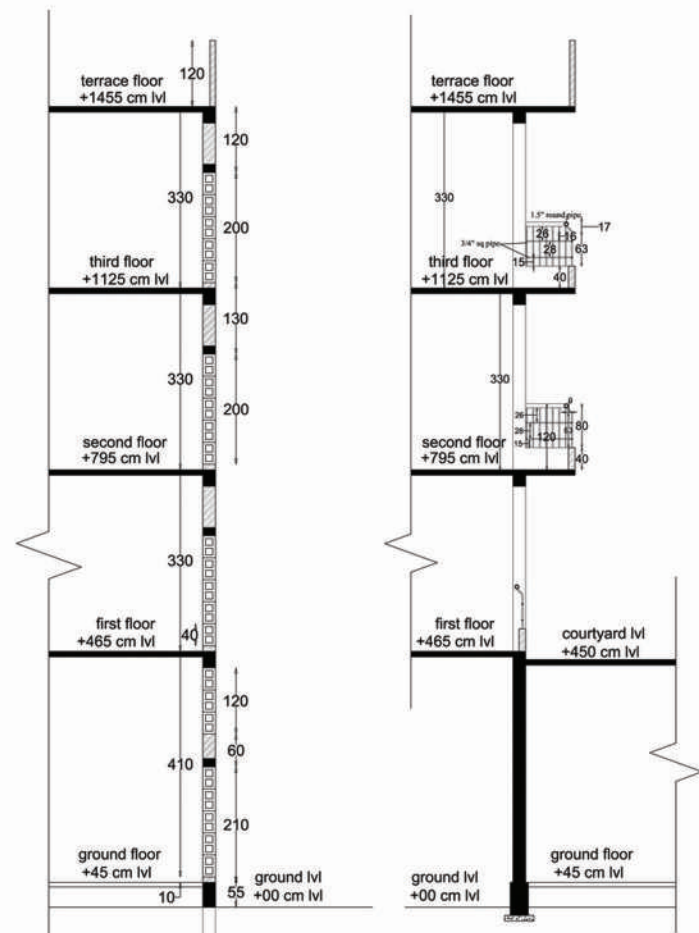
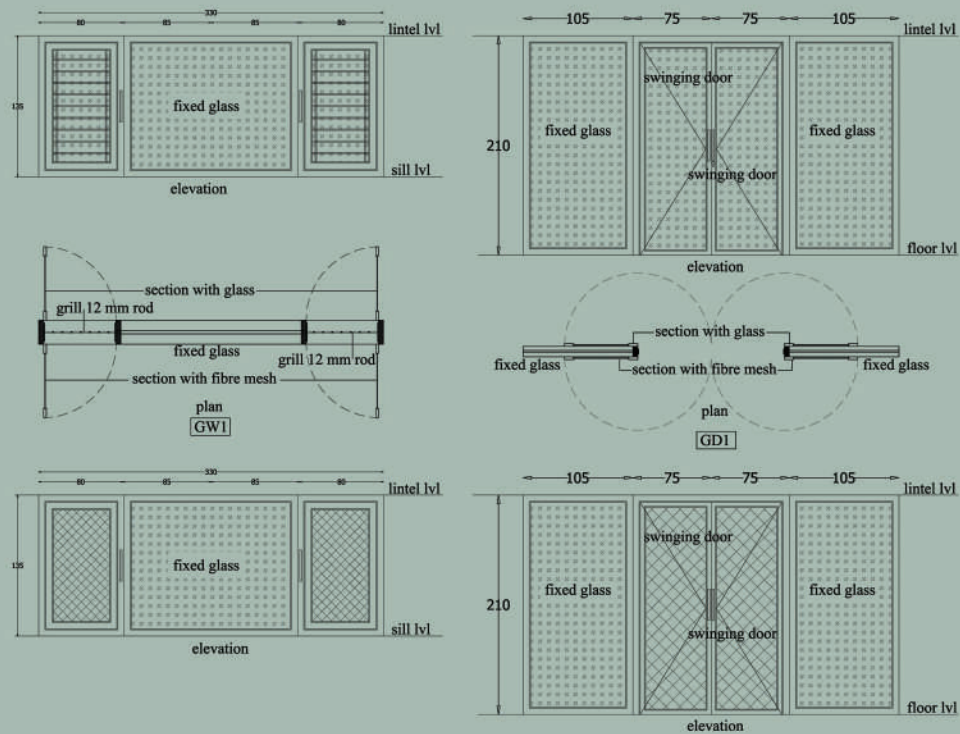
MODULE 2



MODULE 3

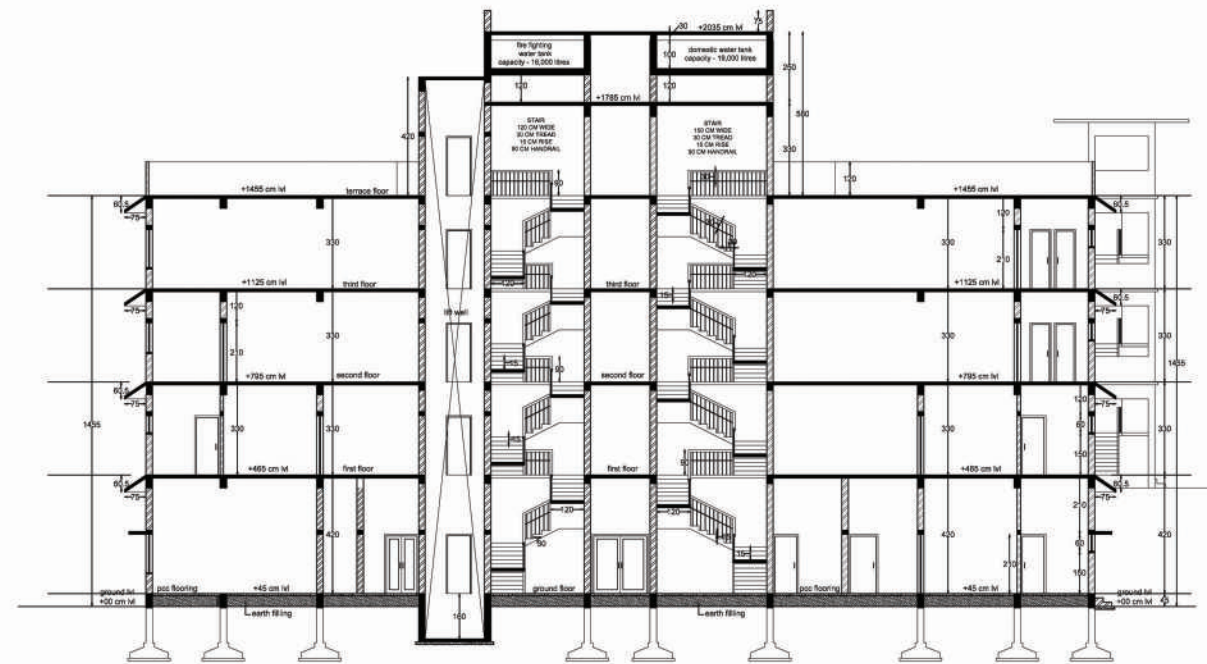


MODULE 4

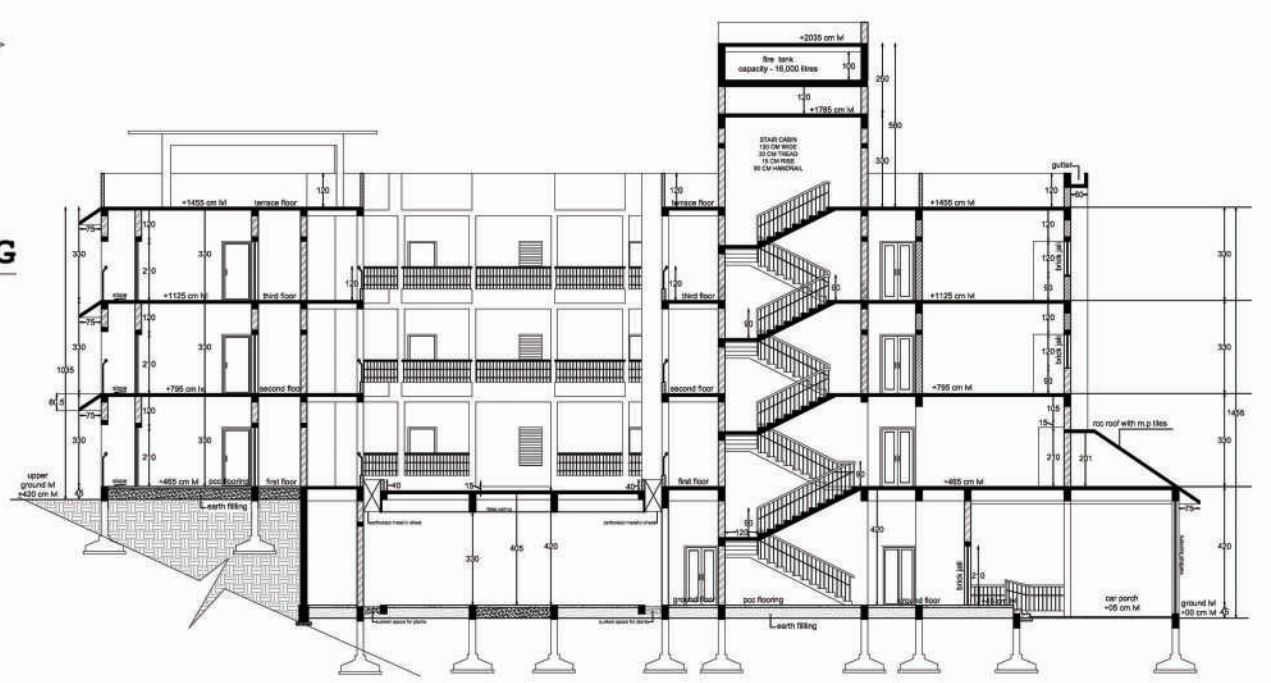


PART SECTION ON EE
 passage jali pattern

PART SECTION ON GG



SECTION ON CC

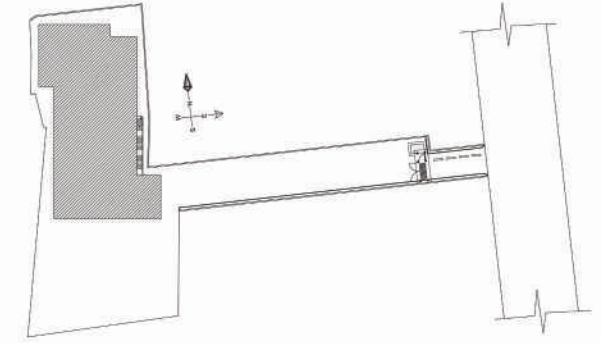


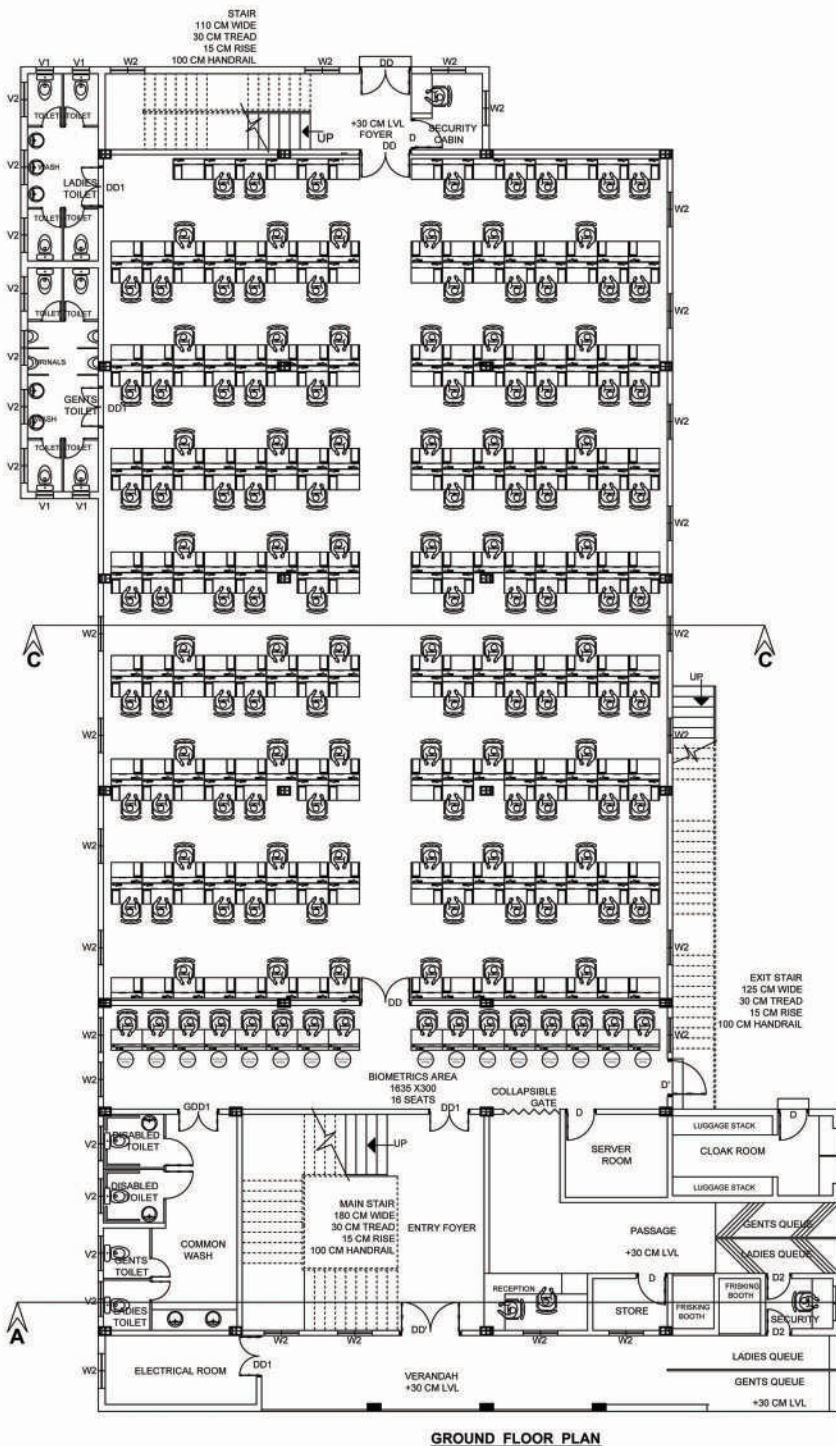
SECTION ON AA

The windows, doors and handrails were customised as per the requirements. The living room rear wall was given a full window at a height of 75 cm from the floor. Since there was no balcony for the living room, this design allowed safety as well as a very lit up space. This full wide window was divided into three, where the end sides can be opened while the centre part remains fixed. The provision of net was also given as the surroundings were of dense rubber plantations.

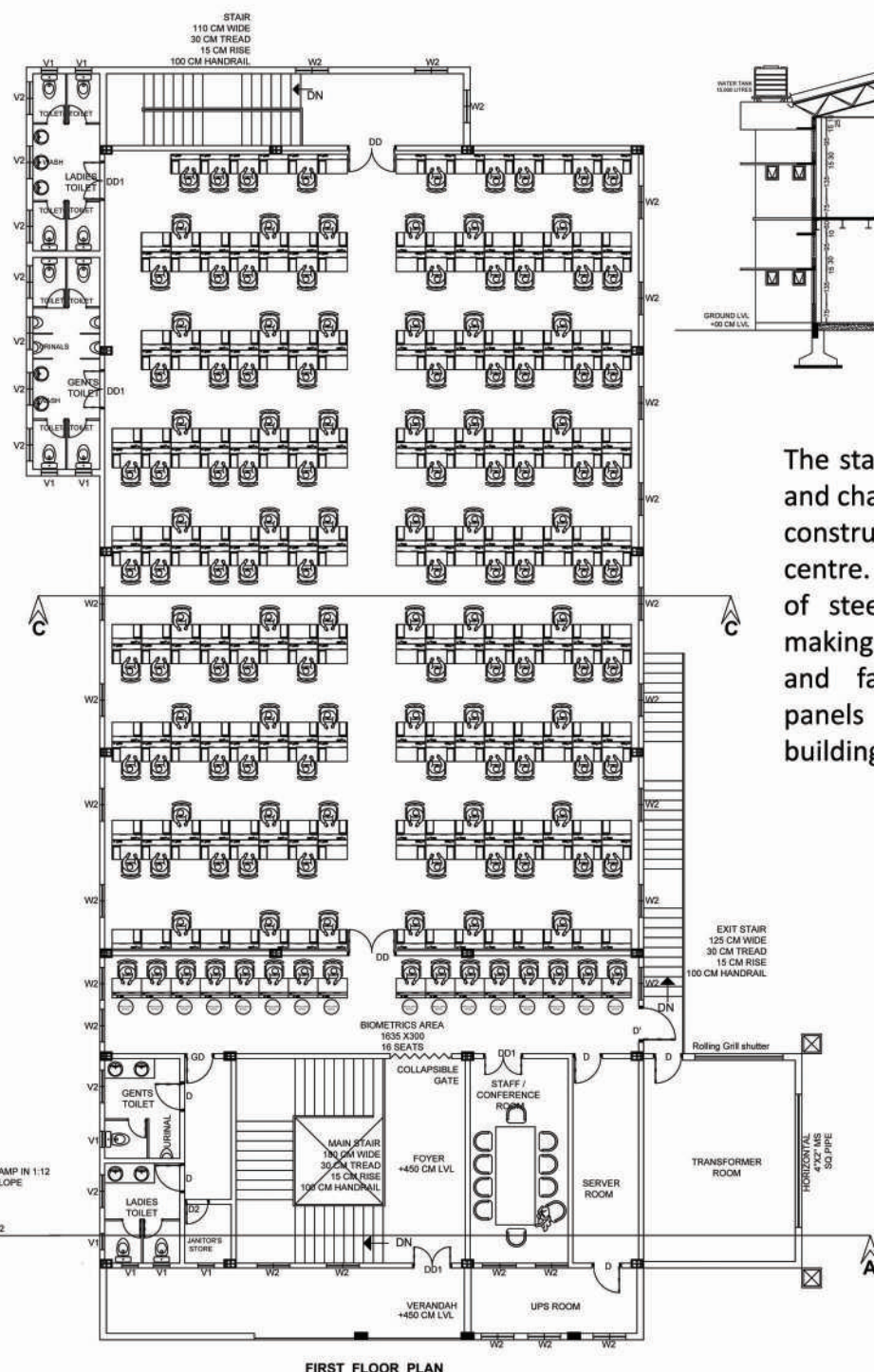
05. ONLINE EXAM CENTRE

.....
Project owned by: Ar.Shobak Thomas, Impressions, Kottayam.
Client: Stephen and Roy, Ettumanoor.
Year: March 2016 - January 2018
Location: Ettumanoor, Kottayam
Area: 1400 SQ.M
Status: Completed

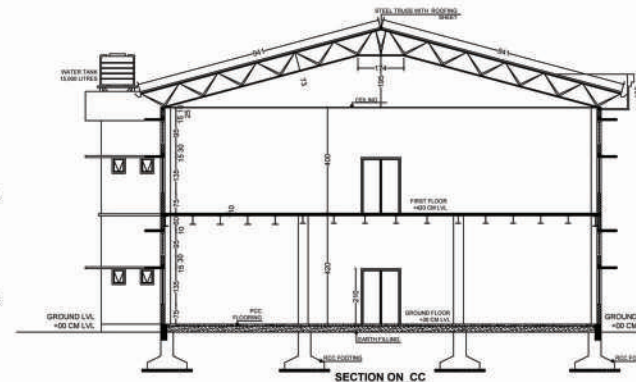




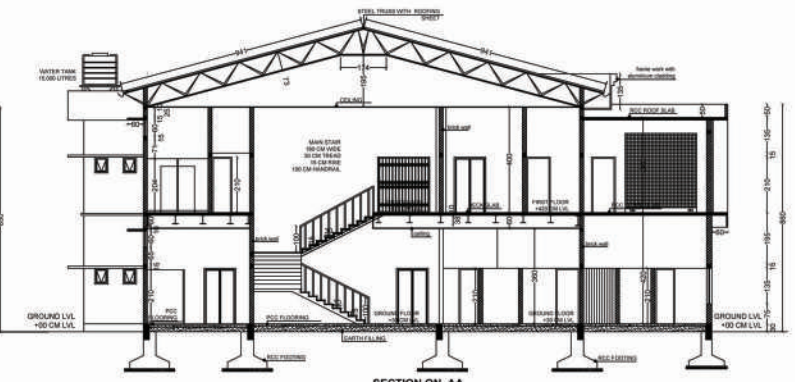
GROUND FLOOR PLAN



FIRST FLOOR PLAN



SECTION ON CC

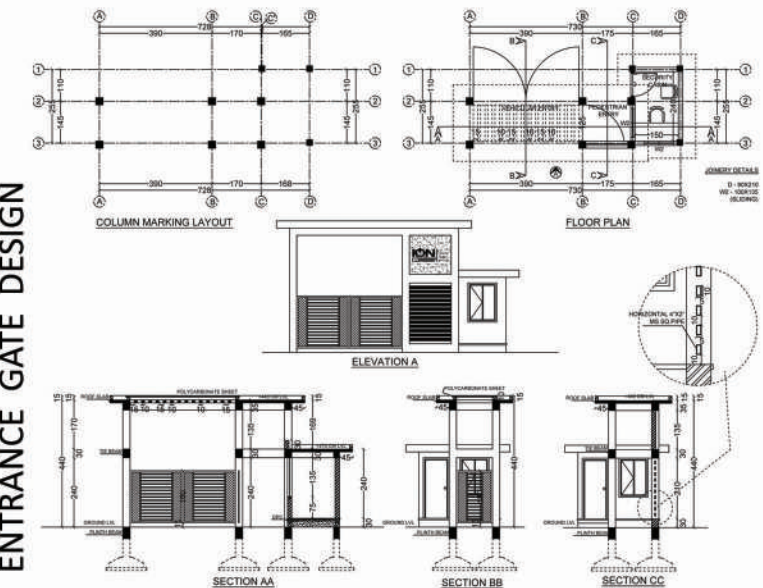


SECTION ON AA

The standard size of each table and chair mattered in the construction of this online exam centre. The structure was made of steel columns and beams making the construction easy and fast. Aluminium facade panels form the crust of the building.

The circulation- entry and exits, the utilities and the supporting requirements were so well arranged making it very functional which was the main purpose of this project. Separate queue area for ladies and gents, checking rooms, biometric area,

biometric area, different entry/exit points plus fire exit spaces were provided as per the requirements.



ENTRANCE GATE DESIGN

THANK YOU

For more projects and walkthroughs feel free to visit : www.tribeeshiajoselet.com